


UP-GC16-6RE



Mechanical Characteristics		
	SI Units	US Units
Length	318 mm	12.52 inches
Width	181 mm	7.12 inches
Height	425 mm	16.73 inches
Weight	52.00kg	114.64 lb
BCI Group Size		GC2
Cell Layout		0
Base Hold-Down		B0
Terminal Type		DT
 <p>Terminal height: 18.5 mm – 0.73 in Bolt size: 5/16</p>		

Electrical Characteristics	
Nominal voltage	6 Volts
C120 Rated Capacity	600 Ah
C100 Rated Capacity	550Ah
Reserve Capacity @ 25A	880 min
Reserve Capacity @ 75A	225 min

Operational temperature range: -20°C to + 55°C (always keep the battery charged at least 60% at temperatures below 0°C)


Charging Instructions at 25°C	
Daily charge	7.40V ± 0.05V
Float charge	6.60V
Equalize charge	7.70V ± 0.05V

* Do not install or charge batteries in non-ventilated premises.
* The charging is of special importance because both over and under charging will severely limit the life of the batteries. If the batteries will stay for an extended period without being used please ensure they are routinely checked, cleaned and fully charged before being stored.

Battery temperature adjustment:

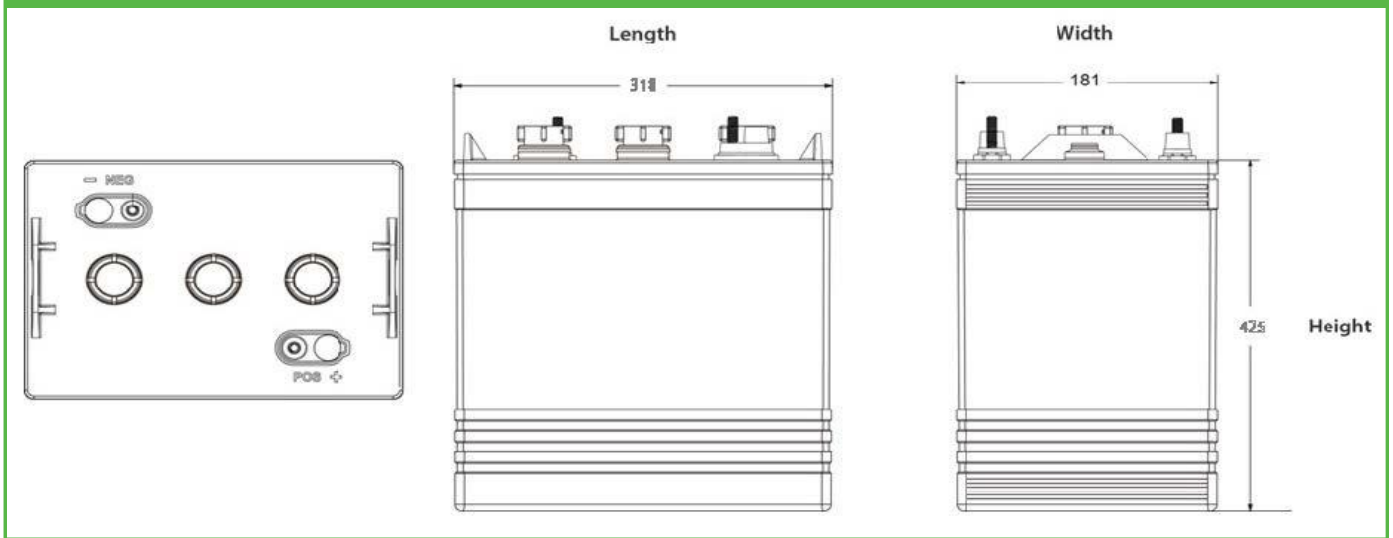
Reduce the voltage by 0.028V per cell for every 10°C above 25°C, increase the voltage by 0.028V per cell for every 10°C below 25°C.

Deep cycle batteries need to be equalized periodically. Actively used batteries should be equalized at least twice per year.

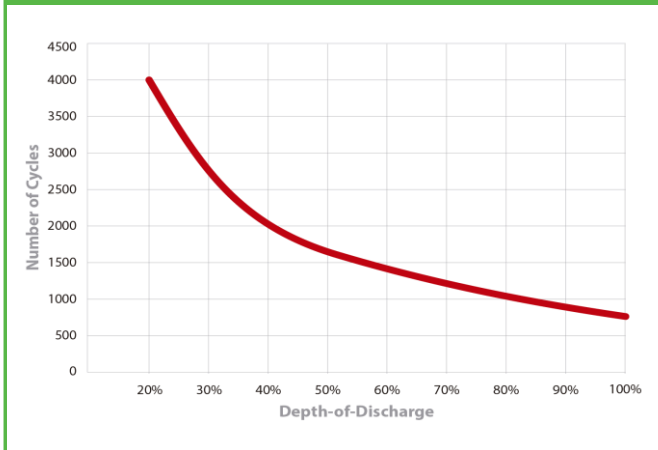


UP-GC16-6RE

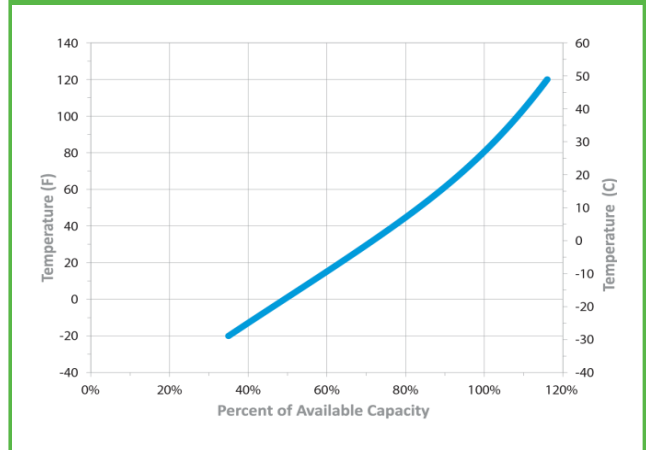
Dimensions



Typical Cycle Life in a Stationary Application



Percent Capacity Vs. Temperature



Performance

