


**9 OPzS 900**



Specification	
Float Charge	U = 2.23 V/cell ± 1%, between 10°C and 30°C ΔU/ΔT = -0.004 V/K below 10°C in the monthly average
Boost Charge	U = 2.35 to 2.40 V/cell, time limited
Dimension	Length 233 mm Width 210 mm Height 646 mm
Weight	Dry: 52.3 kg      Wet: 73.4 kg
Self Discharge	Approx. 2% per month at 20°C
Positive Electrode	Tubular plate with low antimony alloy (< 2 %)
Negative Electrode	Flat with long life expander active material
Separation	Microporous separator
Electrolyte	Sulphuric acid of 1.24 kg/l at 20°C
Container	High impact, transparent SAN
Lid	ABS (SAN)* in grey color
Blocks with Blind Cells	4V, 6V, 8V, 10V
Plugs	Ceramic plugs according to DIN 40740
Pole Sealing	100 % gas-and electrolytetight, sliding-pole
Connector	Flexible insulated copper cable with cross-section of 35, 50, 70, 95 or 120 mm <sup>2</sup> (35, 50 or 70 mm <sup>2</sup> )*
Kind of Protection	IP 25 regarding DIN 40050, touch protected according VBG 4
Reference Temperature	20°C at C10 (1.80 V/cell) and 25°C at C100 (1.85 V/cell)
Initial Capacity	100% Normally up to 80%
Depth of Discharge	More than 80% DOD or discharges beyond final discharge voltages (dependent on discharge current) have to be avoided

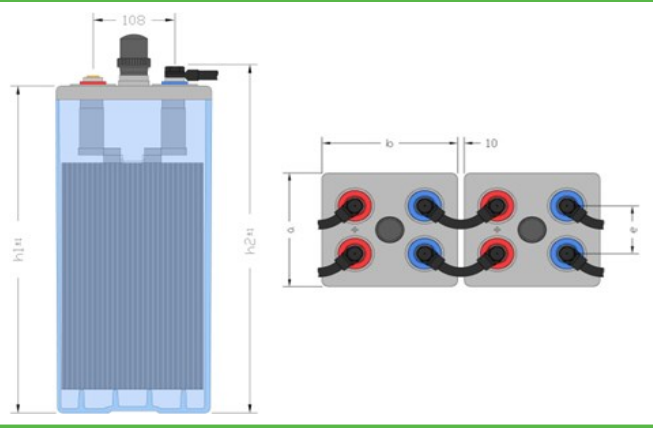
Constant Current Discharge (Amperes) at 20°C (68°F)											
F.V/Time	15min	30min	1h	2h	3h	4h	5h	6h	8h	10h	20h
1.90V/cell	296.5	284.2	250.5	193.4	159.8	137.2	120.8	108.2	90.2	77.7	47.4
1.87V/cell	384.4	360.5	298.7	227.0	185.6	158.2	138.4	123.5	102.2	87.7	52.7
1.83V/cell	499.1	440.1	359.0	266.5	214.5	180.8	157.1	139.3	114.4	97.6	57.8
1.80V/cell	568.9	497.7	400.4	291.6	231.9	194.0	167.7	148.1	120.9	102.8	60.3
1.75V/cell	684.1	589.2	461.3	324.5	253.4	209.4	179.5	157.6	127.6	107.8	62.5
1.70V/cell	794.8	672.7	510.4	347.1	266.2	217.8	185.5	162.3	130.9	110.3	63.7

Constant Power Discharge (Watts) at 20°C (68°F)											
F.V/Time	15min	30min	1h	2h	3h	4h	5h	6h	8h	10h	20h
1.90V/cell	571.7	558.6	468.0	361.1	299.2	257.6	227.4	204.3	171.0	147.9	91.3
1.87V/cell	714.9	665.1	548.5	417.8	343.1	293.6	257.9	230.9	192.1	165.5	100.9
1.83V/cell	906.8	792.0	644.3	481.8	390.6	331.4	289.3	257.7	213.0	182.6	109.9
1.80V/cell	1014.1	879.3	707.4	521.1	418.5	352.9	306.8	272.5	224.1	191.5	114.1
1.75V/cell	1177.1	1008.6	795.4	571.1	452.4	377.8	326.2	288.1	235.3	200.0	118.0
1.70V/cell	1323.1	1118.7	863.5	604.7	472.4	391.1	336.1	295.8	240.6	204.2	119.9

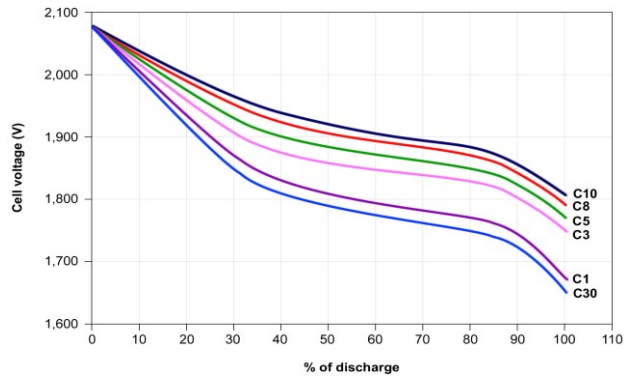


**9 OPzS 900**

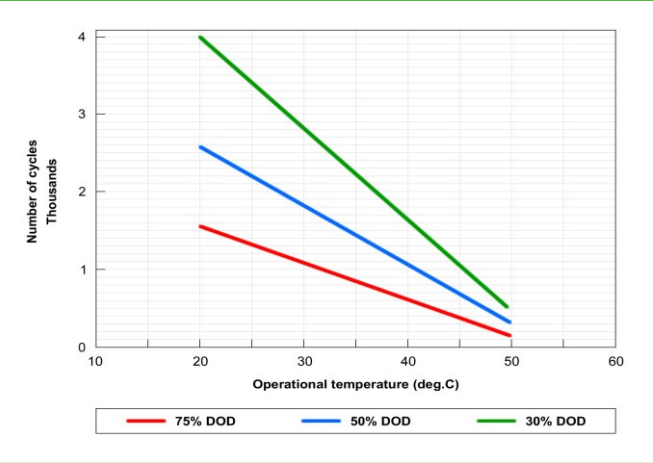
**Dimension**



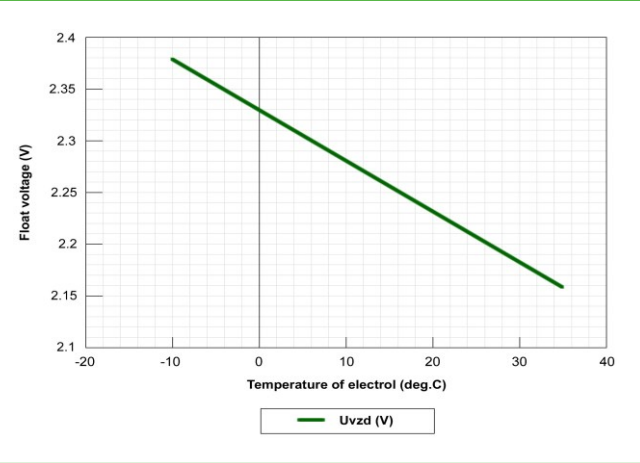
**Voltage vs. % of discharge at Cx**



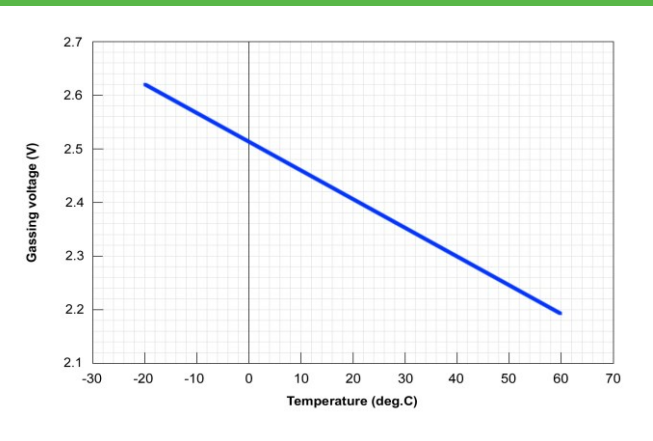
**Lifetime in cycles vs. temperature at DOD**



**Float voltage as f (T)**



**Gassing voltage as f (T)**



**Charging of OPzS cells with IU charger**

