


**7 OPzS 700**



Specification	
Float Charge	U = 2.23 V/cell ± 1%, between 10°C and 30°C ΔU/ΔT = -0.004 V/K below 10°C in the monthly average
Boost Charge	U = 2.35 to 2.40 V/cell, time limited
Dimension	Length 191 mm Width 210 mm Height 646
Weight	Dry: 42.5 kg      Wet: 59.5 kg
Self Discharge	Approx. 2% per month at 20°C
Positive Electrode	Tubular plate with low antimony alloy (< 2 %)
Negative Electrode	Flat with long life expander active material
Separation	Microporous separator
Electrolyte	Sulphuric acid of 1.24 kg/l at 20°C
Container	High impact, transparent SAN
Lid	ABS (SAN)* in grey color
Blocks with Blind Cells	4V, 6V, 8V, 10V
Plugs	Ceramic plugs according to DIN 40740
Pole Sealing	100 % gas-and electrolytetight, sliding-pole
Connector	Flexible insulated copper cable with cross-section of 35, 50, 70, 95 or 120 mm <sup>2</sup> (35, 50 or 70 mm <sup>2</sup> )*
Kind of Protection	IP 25 regarding DIN 40050, touch protected according VBG 4
Reference Temperature	20°C at C10 (1.80 V/cell) and 25°C at C100 (1.85 V/cell)
Initial Capacity	100% Normally up to 80%
Depth of Discharge	More than 80% DOD or discharges beyond final discharge voltages (dependent on discharge current) have to be avoided

**Constant Current Discharge (Amperes) at 20°C (68°F)**

F.V/Time	15min	30min	1h	2h	3h	4h	5h	6h	8h	10h	20h
1.90V/cell	223.4	218.5	197.3	154.0	128.1	110.5	97.7	87.8	73.4	63.5	39.0
1.87V/cell	294.6	279.4	235.4	181.0	149.0	127.5	111.9	100.1	83.2	71.5	43.3
1.83V/cell	385.8	343.9	283.0	212.6	172.1	145.7	126.9	112.8	92.9	79.5	47.4
1.80V/cell	437.0	389.1	316.1	232.7	186.1	156.3	135.5	119.9	98.2	83.6	49.3
1.75V/cell	531.6	461.0	364.3	259.1	203.5	168.7	144.9	127.5	103.5	87.6	51.1
1.70V/cell	617.7	526.4	403.8	277.3	213.7	175.4	149.8	131.3	106.1	89.6	52.0

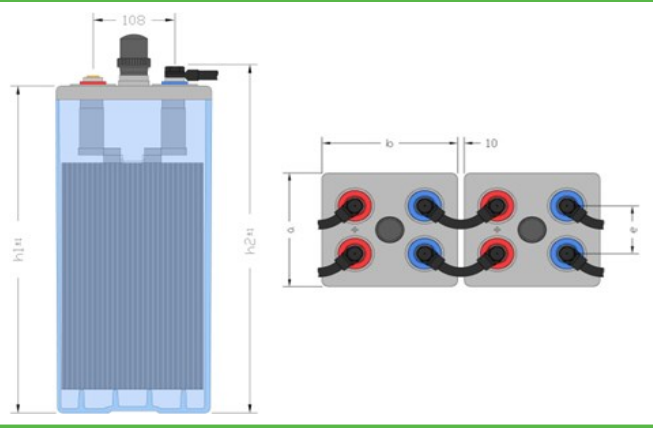
**Constant Power Discharge (Watts) at 20°C (68°F)**

F.V/Time	15min	30min	1h	2h	3h	4h	5h	6h	8h	10h	20h
1.90V/cell	438.9	431.3	368.7	287.6	239.8	207.5	183.8	165.5	139.1	120.7	75.0
1.87V/cell	561.3	519.7	432.5	332.8	275.1	236.4	208.4	187.0	156.2	134.9	82.8
1.83V/cell	703.4	619.1	508.3	384.0	313.3	266.8	233.7	208.6	173.0	148.6	90.0
1.80V/cell	788.1	687.5	558.0	415.2	335.6	284.0	247.7	220.4	181.9	155.7	93.4
1.75V/cell	915.0	789.1	627.8	455.4	362.7	303.9	263.1	232.9	190.7	162.5	96.4
1.70V/cell	1028.7	875.5	681.9	482.4	378.8	314.7	271.0	239.0	195.0	165.8	97.9

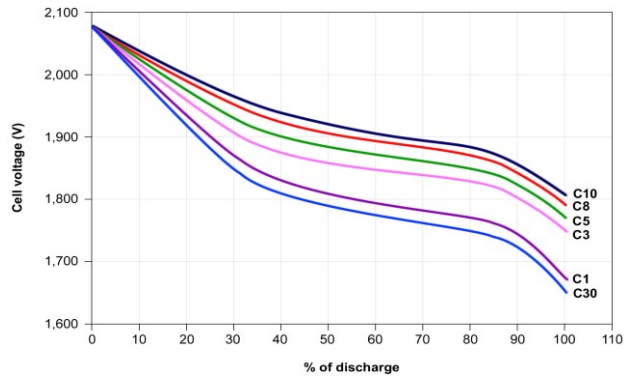


**7 OPzS 700**

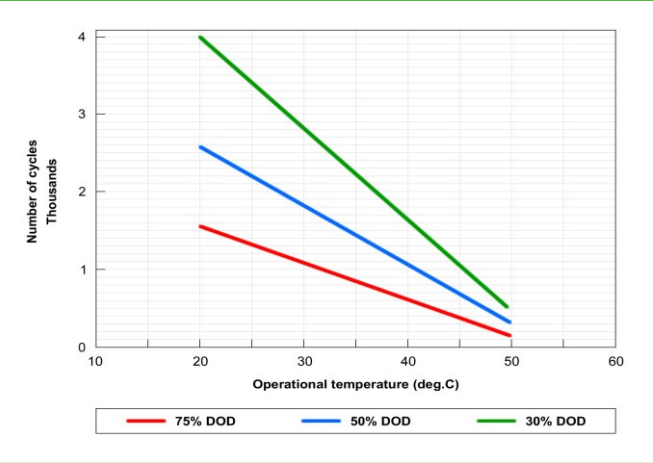
**Dimension**



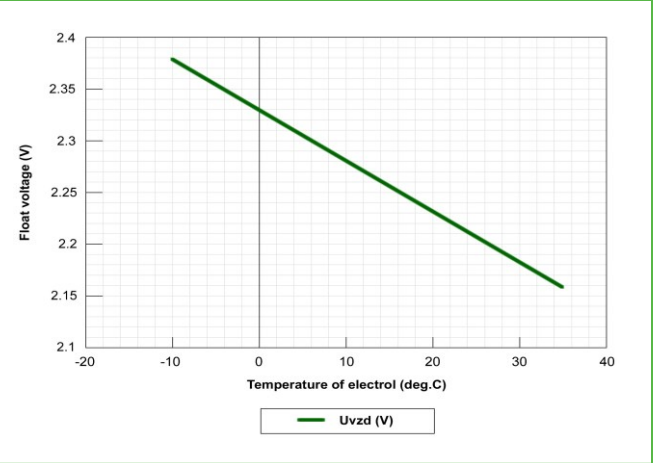
**Voltage vs. % of discharge at Cx**



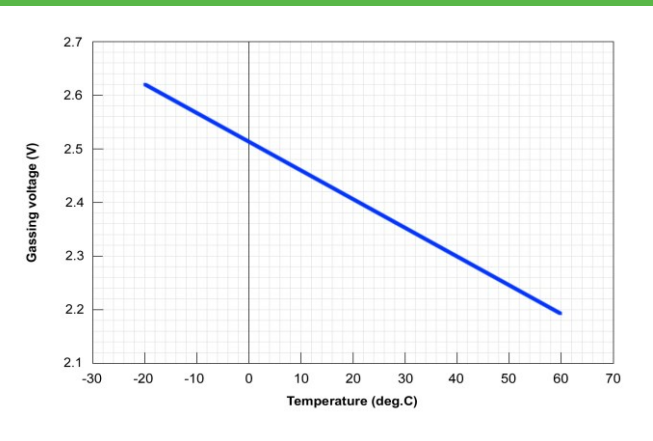
**Lifetime in cycles vs. temperature at DOD**



**Float voltage as f (T)**



**Gassing voltage as f (T)**



**Charging of OPzS cells with IU charger**

