

**6V 5 OPzS 250**



Specification	
Float Charge	U = 2.23 V/cell ± 1%, between 10°C and 30°C $\Delta U/\Delta T = -0.004$ V/K below 10°C in the monthly average
Boost Charge	U = 2.35 to 2.40 V/cell, time limited
Dimension	Length 380 mm Width 205 mm Height 332 mm
Weight	Dry: 44 kg    Wet: 61 kg
Self Discharge	Approx. 2% per month at 20°C
Positive Electrode	Tubular plate with low antimony alloy (< 2 %)
Negative Electrode	Flat with long life expander active material
Separation	Microporous separator
Electrolyte	Sulphuric acid of 1.24 kg/l at 20°C
Container	High impact, transparent SAN
Lid	ABS (SAN)* in grey color
Blocks with Blind Cells	4V, 6V, 8V, 10V
Plugs	Ceramic plugs according to DIN 40740
Pole Sealing	100 % gas-and electrolytetight, sliding-pole
Connector	Flexible insulated copper cable with cross-section of 35, 50, 70, 95 or 120 mm <sup>2</sup> (35, 50 or 70 mm <sup>2</sup> )*
Kind of Protection	IP 25 regarding DIN 40050, touch protected according VBG 4
Reference Temperature	20°C at C10 (1.80 V/cell) and 25°C at C100 (1.85 V/cell)
Initial Capacity	100%
Depth of Discharge	Normally up to 80% More than 80% DOD or discharges beyond final discharge voltages (dependent on discharge current) have to be avoided

**Constant Current Discharge (Amperes) at 20°C (68°F)**

F.V/Time	10min	20min	30min	40min	50min	1h	2h	3h	4h	5h	6h	7h	8h	9h	10h
1.90V/cell	123.4	123.4	110.7	100.7	90.2	81.9	56.2	43.5	34.9	29.8	26.4	23.0	22.1	21.3	20.8
1.85V/cell	149.4	149.4	144.8	128.5	117.5	108.7	72.0	54.9	45.2	37.9	33.2	29.8	27.2	24.7	23.8
1.80V/cell	253.7	200.1	170.3	151.5	134.6	119.6	79.2	59.6	47.7	40.9	35.1	31.5	28.9	26.8	25.5
1.75V/cell	280.9	229.9	191.6	166.1	146.5	131.6	85.1	62.2	50.2	42.6	36.6	32.4	29.8	26.8	25.5
1.70V/cell	319.3	255.5	207.0	178.9	157.5	140.6	88.5	63.9	51.9	43.3	37.5	33.6	30.5	27.6	25.5
1.65V/cell	344.9	268.2	229.9	195.9	168.6	146.6	90.2	65.6	52.8	43.9	37.7	33.7	30.7	27.7	25.7

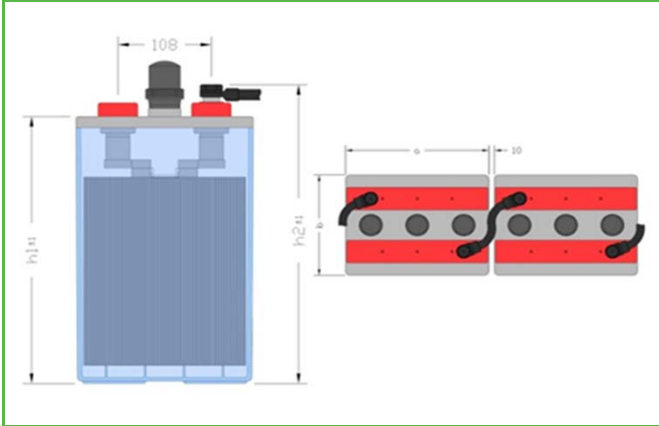
**Constant Power Discharge (Watts) at 20°C (68°F)**

F.V/Time	10min	20min	30min	40min	50min	1h	2h	3h	4h	5h	6h	7h	8h	9h	10h
1.90V/cell	234.1	234.1	210.7	190.2	172.4	156.8	108.2	83.7	67.3	57.6	50.9	44.4	42.8	41.1	40.1
1.85V/cell	271.0	271.0	266.2	237.5	218.0	202.3	135.4	104.1	85.9	72.4	63.7	57.3	52.6	48.2	46.8
1.80V/cell	456.9	355.4	306.1	274.4	245.1	218.8	147.2	111.8	90.0	77.5	67.0	60.4	55.8	52.1	47.2
1.75V/cell	499.9	401.5	337.7	296.1	262.5	238.1	157.5	116.7	94.9	81.0	69.8	62.3	57.8	52.6	47.4
1.70V/cell	553.3	437.1	359.5	315.5	281.2	253.0	164.2	120.2	98.4	82.2	71.6	64.6	59.4	55.6	48.7
1.65V/cell	578.9	455.5	400.7	344.8	298.9	262.2	167.5	123.5	100.9	87.5	72.6	66.3	59.3	55.9	49.0

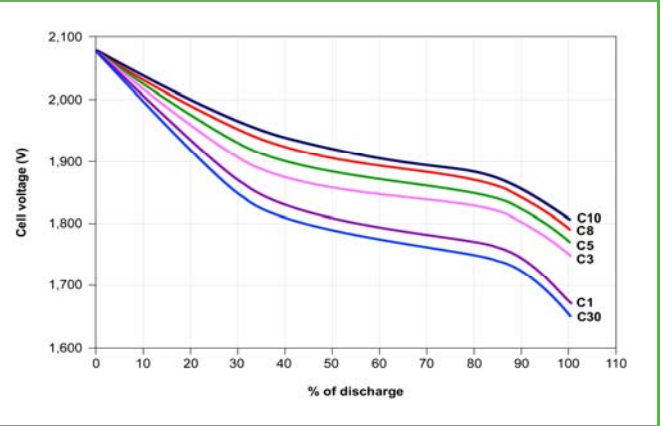


**6V 5 OPzS 250**

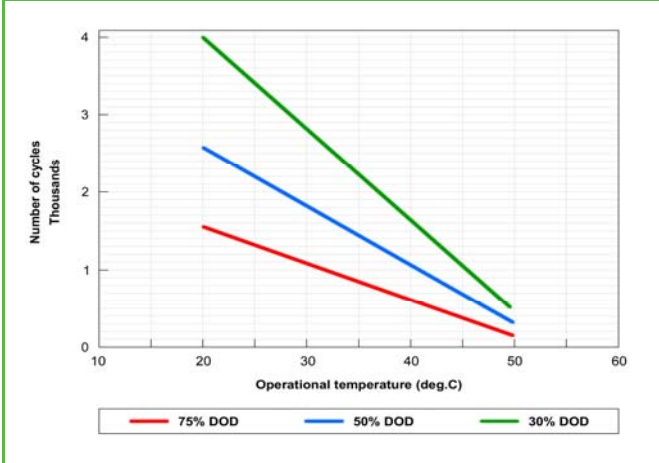
**Dimension**



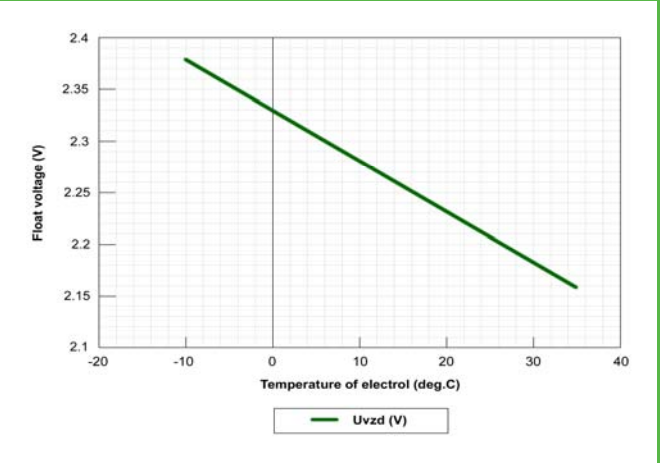
**Voltage vs. % of discharge at Cx**



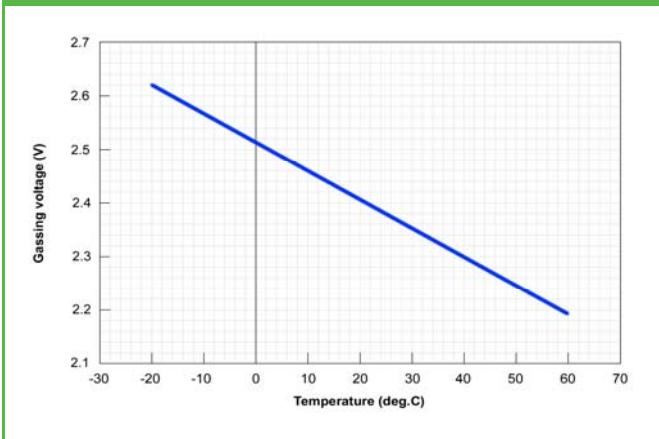
**Lifetime in cycles vs. temperature at DOD**



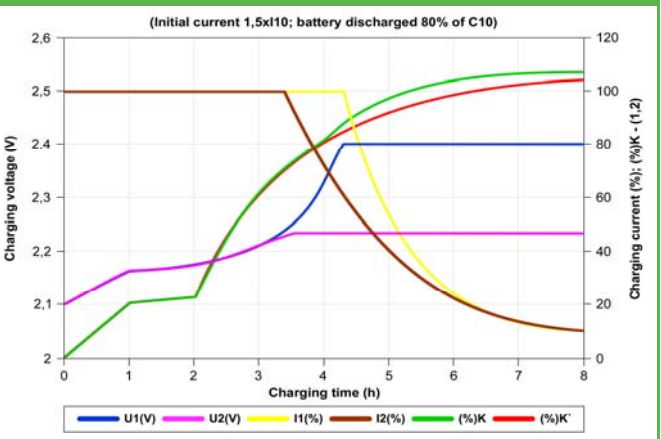
**Float voltage as f (T)**



**Gassing voltage as f (T)**



**Charging of OPzS with IU charger**



ETL SEMKO

