

**6V 3 OPzS 150**



Specification	
Float Charge	U = 2.23 V/cell ± 1%, between 10°C and 30°C $\Delta U/\Delta T = -0.004$ V/K below 10°C in the monthly average
Boost Charge	U = 2.35 to 2.40 V/cell, time limited
Dimension	Length 233 mm Width 203 mm Height 345 mm
Weight	Dry: 30 kg      Wet: 41 kg
Self Discharge	Approx. 2% per month at 20°C
Positive Electrode	Tubular plate with low antimony alloy (< 2 %)
Negative Electrode	Flat with long life expander active material
Separation	Microporous separator
Electrolyte	Sulphuric acid of 1.24 kg/l at 20°C
Container	High impact, transparent SAN
Lid	ABS (SAN)* in grey color
Blocks with Blind Cells	4V, 6V, 8V, 10V
Plugs	Ceramic plugs according to DIN 40740
Pole Sealing	100 % gas-and electrolytetight, sliding-pole
Connector	Flexible insulated copper cable with cross-section of 35, 50, 70, 95 or 120 mm <sup>2</sup> (35, 50 or 70 mm <sup>2</sup> )*
Kind of Protection	IP 25 regarding DIN 40050, touch protected according VBG 4
Reference Temperature	20°C at C10 (1.80 V/cell) and 25°C at C100 (1.85 V/cell)
Initial Capacity	100%
Depth of Discharge	Normally up to 80% More than 80% DOD or discharges beyond final discharge voltages (dependent on discharge current) have to be avoided

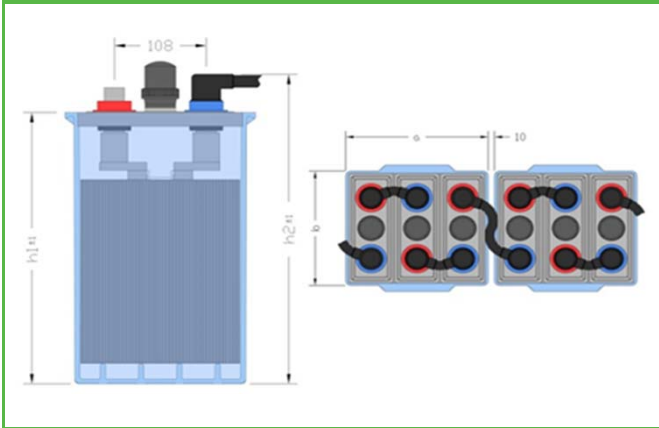
Constant Current Discharge (Amperes) at 20°C (68°F)											
F.V/Time	15min	30min	1h	2h	3h	4h	5h	6h	8h	10h	20h
1.90V/cell	78.1	69.4	55.1	40.4	32.4	27.2	23.6	20.9	17.1	14.6	8.6
1.87V/cell	96.4	81.7	63.9	45.9	36.4	30.4	26.2	23.1	18.8	16.0	9.3
1.83V/cell	116.0	96.8	74.2	51.7	40.4	33.4	28.6	25.1	20.3	17.2	9.9
1.80V/cell	130.1	107.3	80.5	54.9	42.4	34.9	29.8	26.0	21.0	17.7	10.1
1.75V/cell	152.5	122.5	88.5	58.2	44.3	36.1	30.7	26.8	21.6	18.1	10.4
1.70V/cell	172.8	134.2	93.0	59.7	45.1	36.8	31.2	27.2	21.9	18.4	10.5

Constant Power Discharge (Watts) at 20°C (68°F)											
F.V/Time	15min	30min	1h	2h	3h	4h	5h	6h	8h	10h	20h
1.90V/cell	151.5	129.3	102.5	75.3	60.7	51.3	44.7	39.7	32.7	27.9	16.6
1.87V/cell	177.5	149.3	117.0	84.7	67.6	56.7	49.2	43.5	35.7	30.4	17.9
1.83V/cell	208.0	172.9	133.2	94.2	74.2	61.9	53.3	47.0	38.3	32.5	19.0
1.80V/cell	228.9	188.5	142.9	99.3	77.6	64.3	55.2	48.6	39.4	33.4	19.4
1.75V/cell	259.6	209.7	154.6	104.5	80.7	66.4	56.9	49.9	40.4	34.1	19.8
1.70V/cell	285.3	225.4	161.4	106.9	82.1	67.5	57.7	50.6	40.9	34.6	20.0

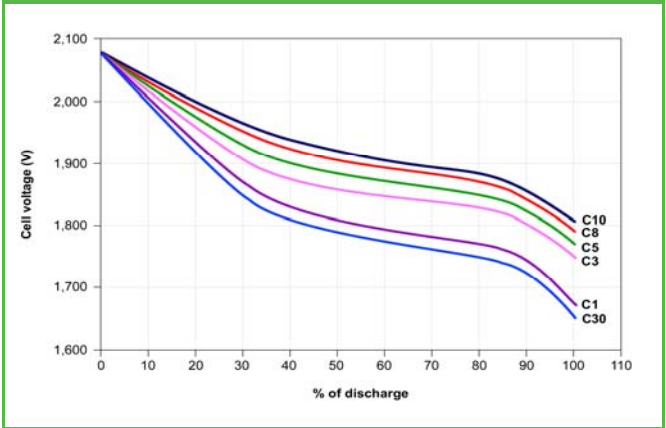


**6V 3 OPzS 150**

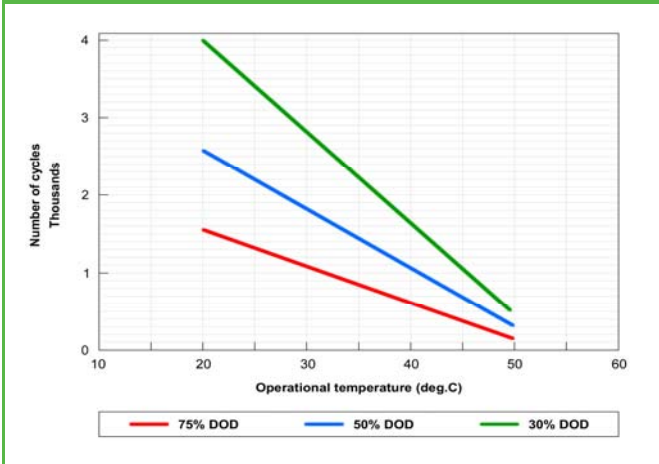
**Dimension**



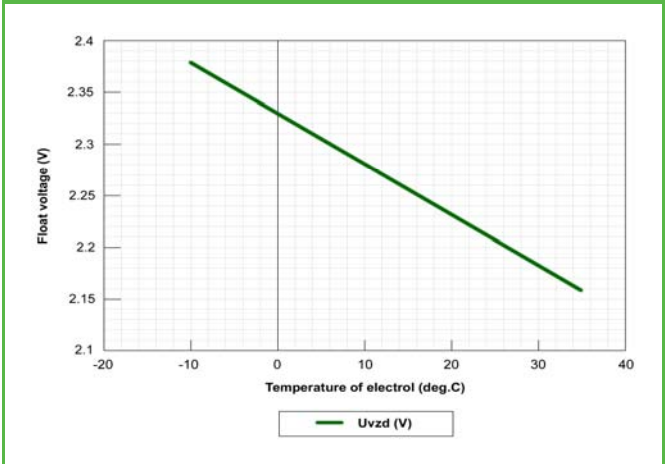
**Voltage vs. % of discharge at Cx**



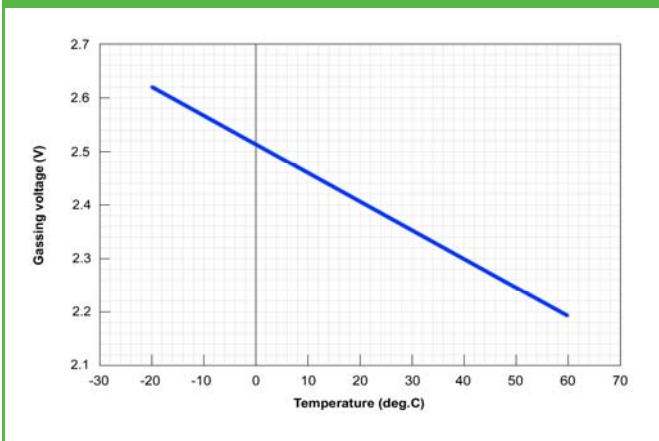
**Lifetime in cycles vs. temperature at DOD**



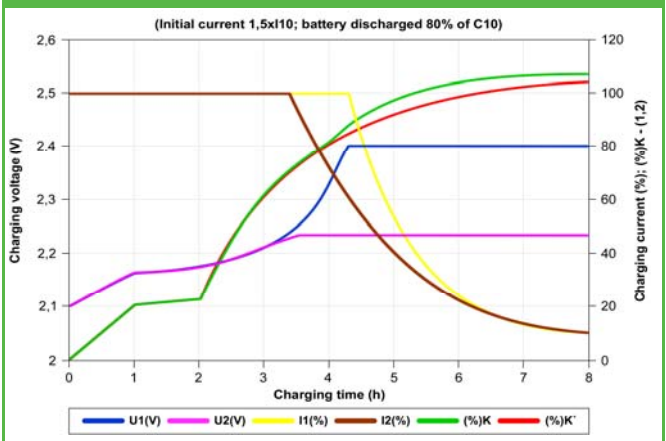
**Float voltage as f (T)**



**Gassing voltage as f (T)**



**Charging of OPzS with IU charger**



ETL SEMKO

