


**5 OPzS 500**



Specification	
Float Charge	U = 2.23 V/cell ± 1%, between 10°C and 30°C $\Delta U/\Delta T = -0.004$ V/K below 10°C in the monthly average
Boost Charge	U = 2.35 to 2.40 V/cell, time limited
Dimension	Length 145 mm Width 206 mm Height 646 mm
Weight	Dry: 29.3 kg      Wet: 42.3 kg
Self Discharge	Approx. 2% per month at 20°C
Positive Electrode	Tubular plate with low antimony alloy (< 2 %)
Negative Electrode	Flat with long life expander active material
Separation	Microporous separator
Electrolyte	Sulphuric acid of 1.24 kg/l at 20°C
Container	High impact, transparent SAN
Lid	ABS (SAN)* in grey color
Blocks with Blind Cells	4V, 6V, 8V, 10V
Plugs	Ceramic plugs according to DIN 40740
Pole Sealing	100 % gas-and electrolytetight, sliding-pole
Connector	Flexible insulated copper cable with cross-section of 35, 50, 70, 95 or 120 mm <sup>2</sup> (35, 50 or 70 mm <sup>2</sup> )*
Kind of Protection	IP 25 regarding DIN 40050, touch protected according VBG 4
Reference Temperature	20°C at C10 (1.80 V/cell) and 25°C at C100 (1.85 V/cell)
Initial Capacity	100% Normally up to 80%
Depth of Discharge	More than 80% DOD or discharges beyond final discharge voltages (dependent on discharge current) have to be avoided

**Constant Current Discharge (Amperes) at 20°C (68°F)**

F.V/Time	15min	30min	1h	2h	3h	4h	5h	6h	8h	10h	20h
1.90V/cell	159.2	156.6	140.5	110.4	92.3	79.8	70.7	63.6	53.4	46.2	28.5
1.87V/cell	207.2	199.9	167.8	129.9	107.4	92.2	81.1	72.6	60.5	52.1	31.6
1.83V/cell	267.9	244.1	202.1	152.9	124.3	105.5	92.0	81.9	67.6	57.9	34.6
1.80V/cell	313.8	276.4	225.9	167.5	134.5	113.2	98.2	87.1	71.4	60.9	36.0
1.75V/cell	376.4	327.8	260.8	186.8	147.1	122.3	105.2	92.6	75.3	63.8	37.3
1.70V/cell	437.2	374.8	289.5	200.1	154.7	127.2	108.7	95.4	77.2	65.2	37.9

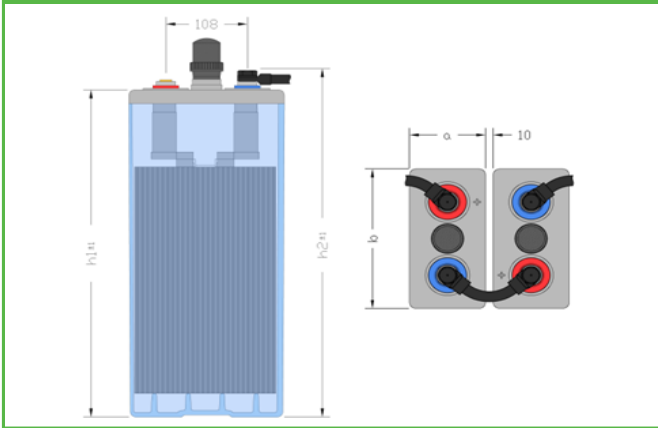
**Constant Power Discharge (Watts) at 20°C (68°F)**

F.V/Time	15min	30min	1h	2h	3h	4h	5h	6h	8h	10h	20h
1.90V/cell	307.2	295.3	262.7	206.2	172.7	149.8	133.0	120.0	101.0	87.8	54.8
1.87V/cell	393.5	368.7	308.4	239.0	198.3	170.8	150.9	135.6	113.5	98.1	60.5
1.83V/cell	488.0	439.6	362.9	276.0	226.0	193.0	169.3	151.3	125.7	108.2	65.7
1.80V/cell	557.2	488.5	398.7	298.7	242.2	205.5	179.5	159.9	132.2	113.3	68.1
1.75V/cell	647.7	561.1	449.2	327.9	262.0	220.0	190.8	169.0	138.6	118.2	70.3
1.70V/cell	728.4	623.1	488.3	347.6	273.8	227.9	196.5	173.5	141.7	120.6	71.4

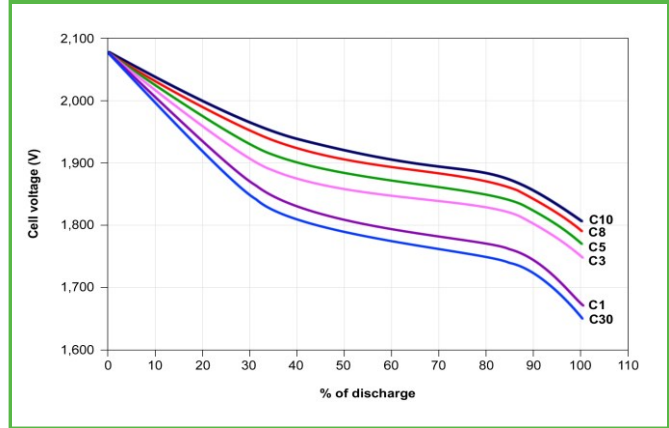


**5 OPzS 500**

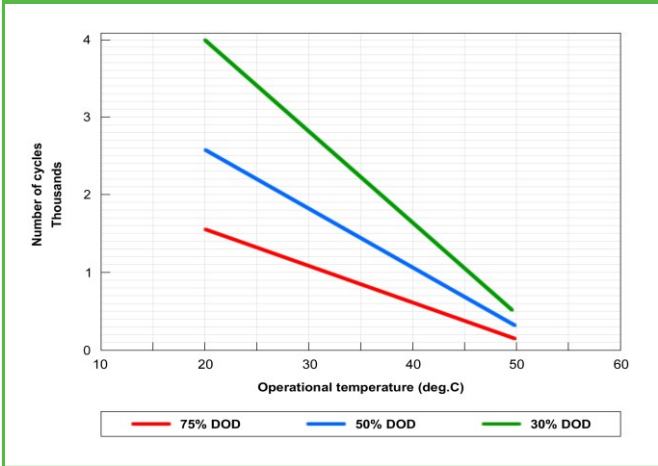
**Dimension**



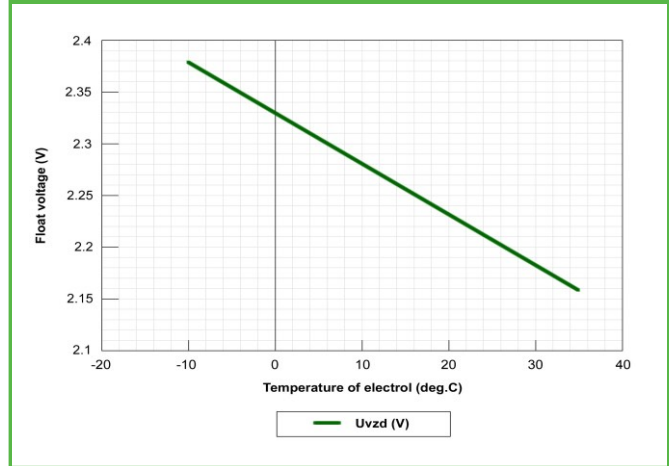
**Voltage vs. % of discharge at Cx**



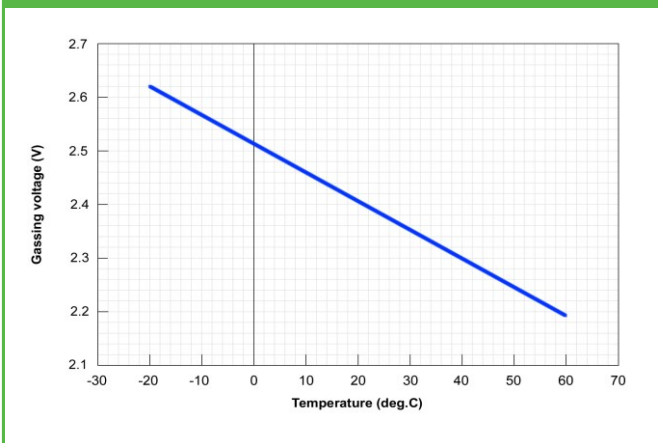
**Lifetime in cycles vs. temperature at DOD**



**Float voltage as f (T)**



**Gassing voltage as f (T)**



**Charging of OPzS cells with IU charger**

