

**18 OPzS 2250**



**Specification**

Float Charge	U = 2.23 V/cell ± 1%, between 10°C and 30°C ΔU/ΔT = -0.004 V/K below 10°C in the monthly average
Boost Charge	U = 2.35 to 2.40 V/cell, time limited
Dimension	Length 487 mm Width 212 mm Height 772 mm
Weight	Dry: 127.5 kg      Wet: 182.3 kg
Self Discharge	Approx. 2% per month at 20°C
Positive Electrode	Tubular plate with low antimony alloy (< 2 %)
Negative Electrode	Flat with long life expander active material
Separation	Microporous separator
Electrolyte	Sulphuric acid of 1.24 kg/l at 20°C
Container	High impact, transparent SAN
Lid	ABS (SAN)* in grey color
Blocks with Blind Cells	4V, 6V, 8V, 10V
Plugs	Ceramic plugs according to DIN 40740
Pole Sealing	100 % gas-and electrolytetight, sliding-pole
Connector	Flexible insulated copper cable with cross-section of 35, 50, 70, 95 or 120 mm <sup>2</sup> (35, 50 or 70 mm <sup>2</sup> )*
Kind of Protection	IP 25 regarding DIN 40050, touch protected according VBG 4
Reference Temperature	20°C at C10 (1.80 V/cell) and 25°C at C100 (1.85 V/cell)
Initial Capacity	100% Normally up to 80%
Depth of Discharge	More than 80% DOD or discharges beyond final discharge voltages (dependent on discharge current) have to be avoided

**Constant Current Discharge (Amperes) at 20°C (68°F)**

F.V/Time	15min	30min	1h	2h	3h	4h	5h	6h	8h	10h	20h
1.90V/cell	684.7	665.9	624.4	498.4	419.0	363.4	322.0	289.8	242.6	209.5	127.6
1.87V/cell	877.6	858.9	738.1	580.3	482.7	415.0	365.3	327.0	271.6	233.2	139.9
1.83V/cell	1126.1	1044.0	880.9	677.4	554.3	471.2	411.2	365.7	300.9	256.7	151.3
1.80V/cell	1311.5	1176.6	980.9	740.5	598.1	504.4	437.5	387.4	316.6	268.9	156.5
1.75V/cell	1569.2	1390.4	1131.8	825.5	653.8	544.1	467.4	410.7	332.4	280.5	161.4
1.70V/cell	1813.7	1587.7	1258.9	887.4	688.8	566.4	483.3	422.9	340.5	286.6	164.1

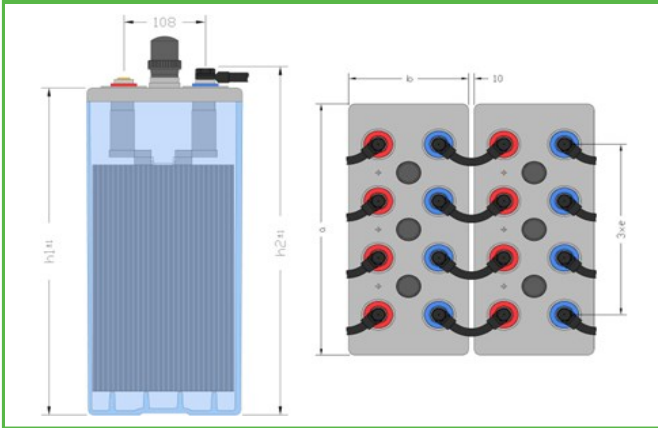
**Constant Power Discharge (Watts) at 20°C (68°F)**

F.V/Time	15min	30min	1h	2h	3h	4h	5h	6h	8h	10h	20h
1.90V/cell	1332.1	1312.9	1169.0	931.4	784.8	682.5	606.4	547.2	460.3	399.0	246.1
1.87V/cell	1665.4	1593.6	1356.9	1067.5	892.0	770.2	680.6	611.4	510.8	440.8	268.2
1.83V/cell	2086.9	1883.8	1582.8	1223.6	1008.4	862.8	757.2	676.6	560.9	481.3	288.4
1.80V/cell	2334.0	2083.2	1734.4	1320.1	1077.5	916.3	800.4	712.5	587.4	501.9	297.5
1.75V/cell	2701.6	2383.2	1948.6	1447.2	1163.4	979.3	848.7	751.0	613.8	521.7	305.8
1.70V/cell	3024.6	2640.8	2119.0	1537.0	1217.3	1014.8	874.2	770.6	627.1	531.7	310.3

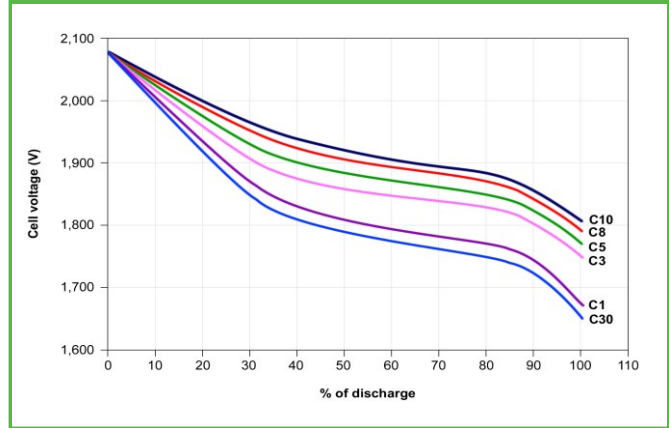


**18 OPzS 2250**

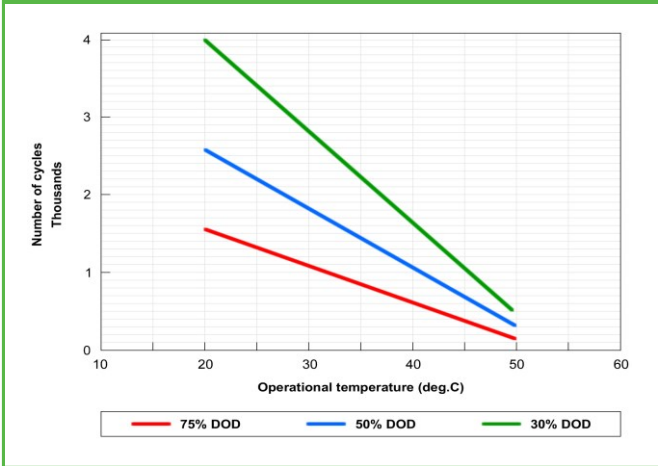
**Dimension**



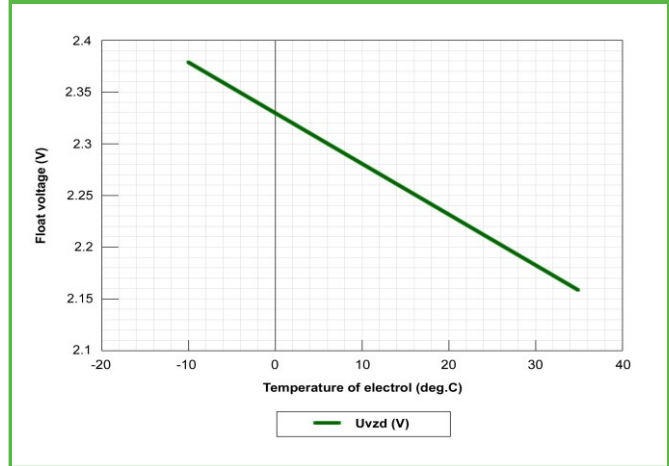
**Voltage vs. % of discharge at Cx**



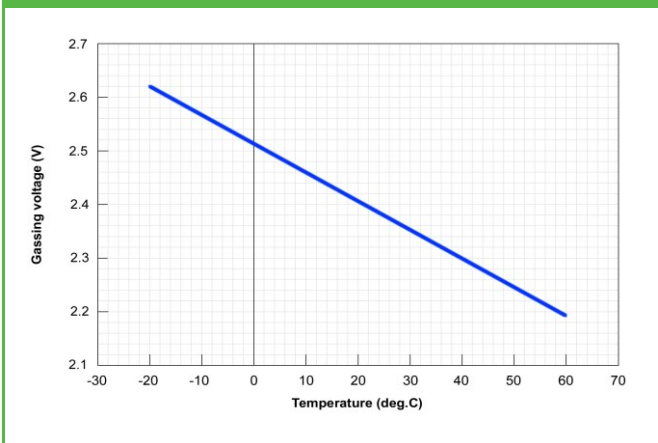
**Lifetime in cycles vs. temperature at DOD**



**Float voltage as f (T)**



**Gassing voltage as f (T)**



**Charging of OPzS cells with IU charger**

