

15 OPzS 1875



Specification

Float Charge	U = 2.23 V/cell ± 1%, between 10°C and 30°C ΔU/ΔT = -0.004 V/K below 10°C in the monthly average
Boost Charge	U = 2.35 to 2.40 V/cell, time limited
Dimension	Length 399 mm Width 214 mm Height 772 mm
Weight	Dry: 105.2 kg Wet: 149.8 kg
Self Discharge	Approx. 2% per month at 20°C
Positive Electrode	Tubular plate with low antimony alloy (< 2 %)
Negative Electrode	Flat with long life expander active material
Separation	Microporous separator
Electrolyte	Sulphuric acid of 1.24 kg/l at 20°C
Container	High impact, transparent SAN
Lid	ABS (SAN)* in grey color
Blocks with Blind Cells	4V, 6V, 8V, 10V
Plugs	Ceramic plugs according to DIN 40740
Pole Sealing	100 % gas-and electrolytetight, sliding-pole
Connector	Flexible insulated copper cable with cross-section of 35, 50, 70, 95 or 120 mm ² (35, 50 or 70 mm ²)*
Kind of Protection	IP 25 regarding DIN 40050, touch protected according VBG 4
Reference Temperature	20°C at C10 (1.80 V/cell) and 25°C at C100 (1.85 V/cell)
Initial Capacity	100% Normally up to 80%
Depth of Discharge	More than 80% DOD or discharges beyond final discharge voltages (dependent on discharge current) have to be avoided

Constant Current Discharge (Amperes) at 20°C (68°F)

F.V/Time	15min	30min	1h	2h	3h	4h	5h	6h	8h	10h	20h
1.90V/cell	542.0	523.9	490.2	389.9	326.9	283.0	250.3	225.0	188.0	162.1	98.3
1.87V/cell	674.7	660.3	581.3	455.9	378.4	324.9	285.5	255.3	211.7	181.5	108.4
1.83V/cell	865.4	826.3	696.9	534.9	437.0	371.0	323.4	287.3	236.0	201.1	118.0
1.80V/cell	1036.8	932.9	777.9	586.6	473.4	398.7	345.4	305.5	249.3	211.4	122.6
1.75V/cell	1234.1	1104.5	901.8	657.6	520.1	432.3	371.0	325.7	263.0	221.6	126.8
1.70V/cell	1443.0	1265.7	1007.3	710.0	550.5	451.9	384.8	336.2	270.0	226.8	129.1

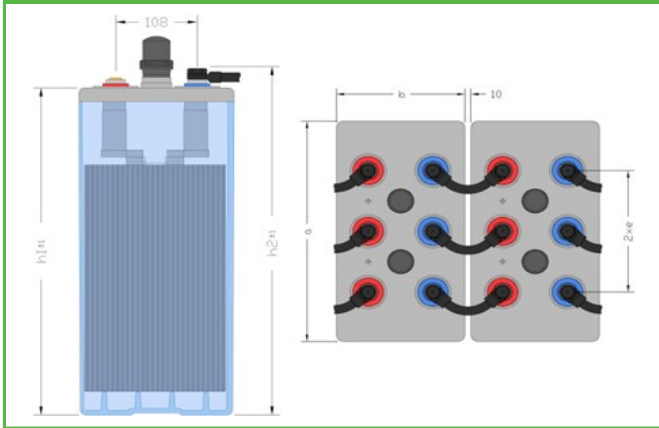
Constant Power Discharge (Watts) at 20°C (68°F)

F.V/Time	15min	30min	1h	2h	3h	4h	5h	6h	8h	10h	20h
1.90V/cell	1045.9	1031.0	918.1	729.0	612.6	531.6	471.6	424.9	356.6	308.7	189.6
1.87V/cell	1311.7	1258.9	1069.7	839.2	699.4	602.9	532.0	477.3	398.0	342.9	207.8
1.83V/cell	1650.3	1492.1	1252.4	966.3	795.0	679.2	595.2	531.2	439.6	376.6	224.7
1.80V/cell	1853.9	1653.0	1375.3	1045.8	852.3	723.7	631.3	561.3	462.0	394.2	232.7
1.75V/cell	2147.1	1896.9	1551.7	1151.8	924.7	777.2	672.6	594.4	484.9	411.4	239.9
1.70V/cell	2411.3	2108.3	1694.8	1227.8	971.0	808.1	695.0	611.6	496.4	420.0	243.7

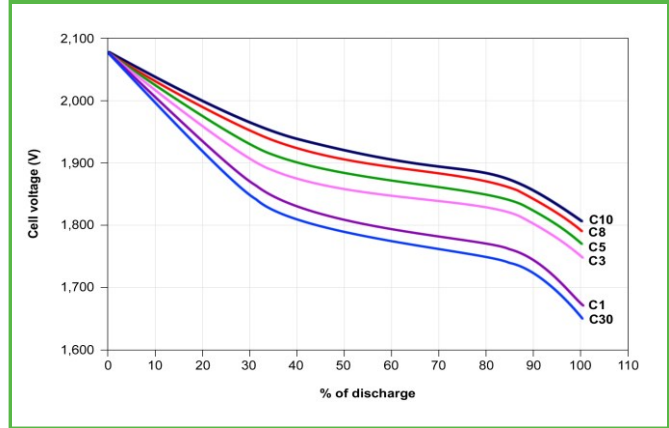


15 OPzS 1875

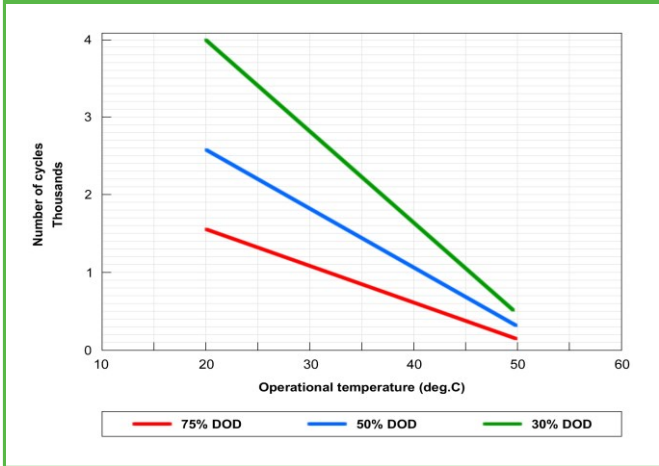
Dimension



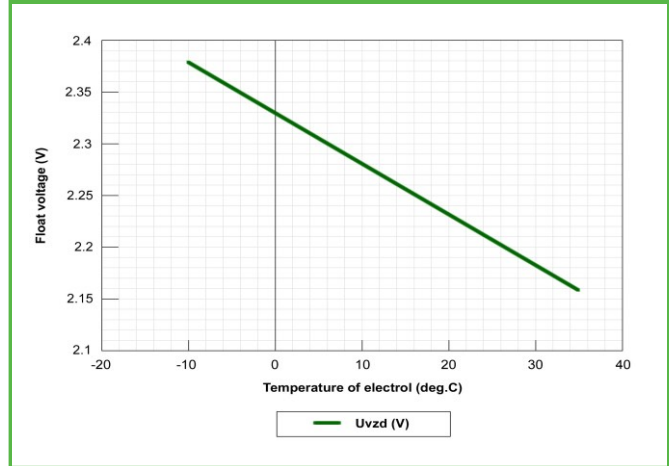
Voltage vs. % of discharge at Cx



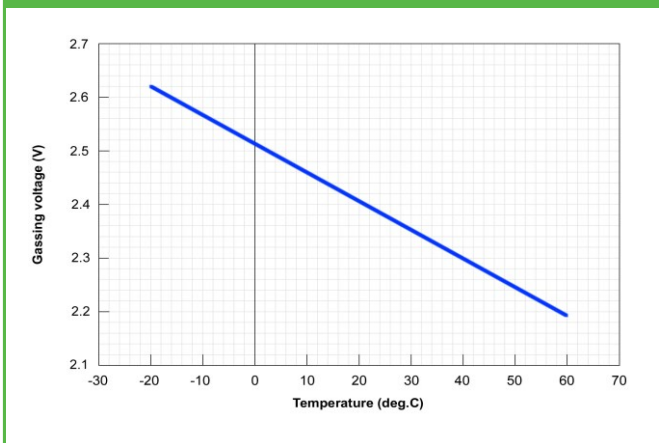
Lifetime in cycles vs. temperature at DOD



Float voltage as f (T)



Gassing voltage as f (T)



Charging of OPzS cells with IU charger

