

12 OPzV 1500



Specification	
Float Voltage	Standby use 2.23 V/cell
Boost Recharge	Maximum voltage of 2.35 - 2.40 V/cell with a maximum current of 0.25 C10 (A)
Dimension	Length 275 mm (10,83 inches)
	Width 210 mm (8,27 inches)
	Height 796 mm (31,34 inches)
Weight	110,1 kg
Self Discharge	Approx. 2% per month at 20°C
Tubular Positive Plates	Special grid construction, pressure cast from antimony free alloy, with highly porous gauntlets that retain the active material
Pasted Negative Plates	Service lives consistent with the positive plates
Electrolyte	Gel structure
Separators	Extremely high porosity and low internal resistance
Containers and Lids	Made of plastic (ABS) material. Also available in ABS flame retardant material as an option (according to IEC 707 FV0)
Installation	Cells are normally installed in an upright position on steel stands
One Way Relief Valve	Opens at low pressure and is fitted with a flame arrestor device
Terminals	Female treated terminal (M10) perfect contact and low resistance with flexible cable connectors
Post Seals	Prevents electrolyte leakage and terminal corrosion
Connectors	Flexible, fully insulated cable connectors screwed (with 20±1 Nm) to the terminal with an insulated screw having a probe hole on the top for electrical measurement

Constant Current Discharge (Amperes) at 20°C (68°F)

F.V/Time	15min	30min	1h	2h	3h	4h	5h	6h	8h	10h	20h
1.90VPC	428	405	370	296	245	210	184	165	139	117	67
1.85VPC	624	573	489	378	305	260	225	200	162	135	77
1.80VPC	810	747	630	473	354	299	263	230	183	153	85
1.75VPC	1005	873	699	500	372	315	268	233	185	155	86
1.70VPC	1159	994	719	520	396	320	272	236	187	156	86
1.65VPC	1306	1104	810	533	401	324	274	238	188	157	86

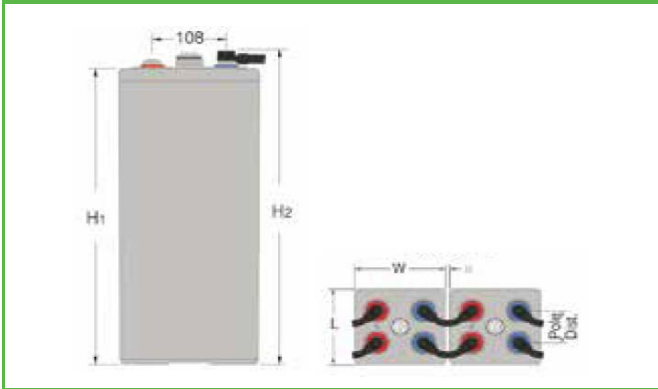
Constant Power Discharge (Watts) at 20°C (68°F)

F.V/Time	15min	30min	1h	2h	3h	4h	5h	6h	8h	10h	20h
1.90VPC	814	773	710	571	476	408	358	322	271	230	133
1.85VPC	1164	1072	916	715	582	499	433	386	314	263	151
1.80VPC	1477	1364	1160	881	664	563	497	437	352	293	167
1.75VPC	1791	1575	1273	923	693	590	505	439	353	295	167
1.70VPC	2012	1770	1297	955	731	596	511	445	354	296	164
1.65VPC	2241	1944	1445	968	732	597	509	444	352	295	162

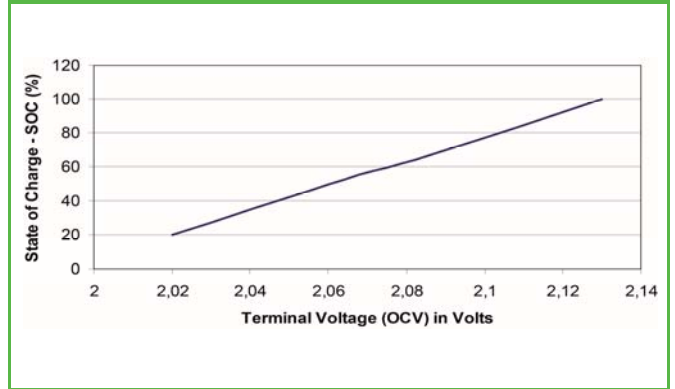


12 OPzV 1500

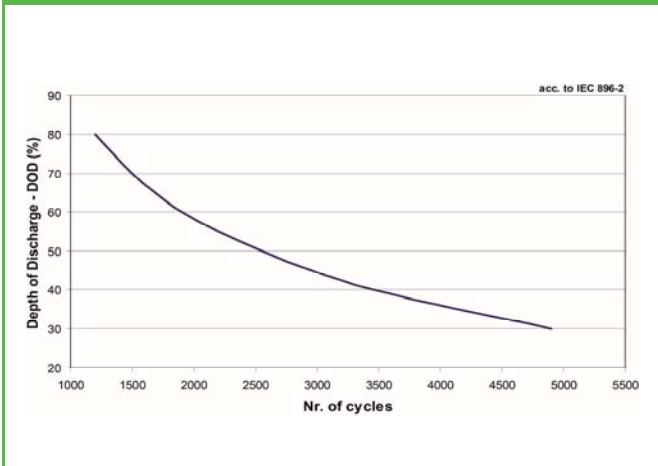
Layout



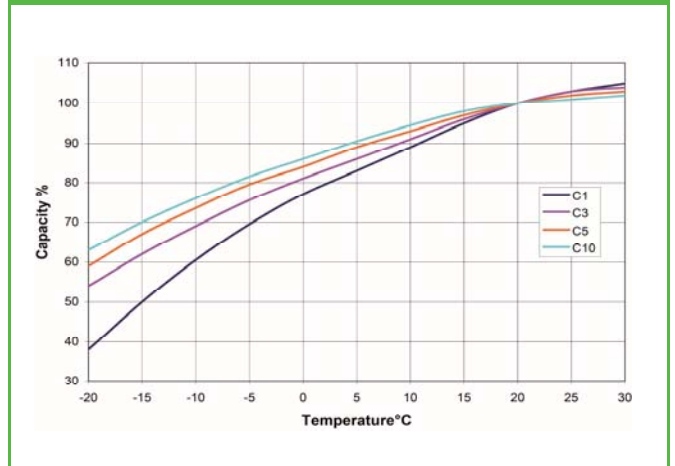
Terminal Voltage vs. SOC



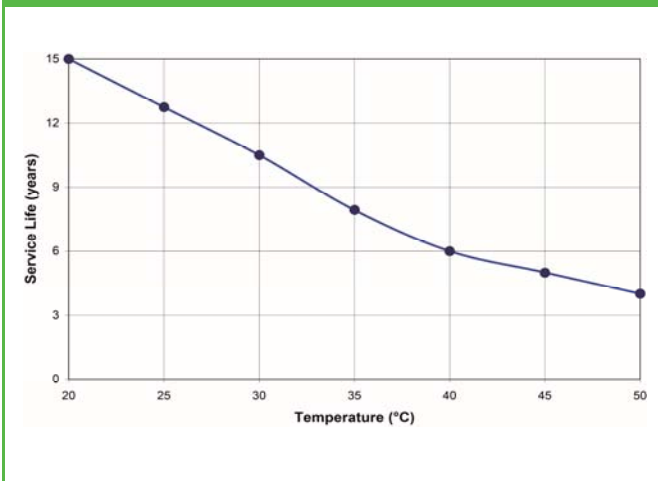
No. of cycles vs. DOD



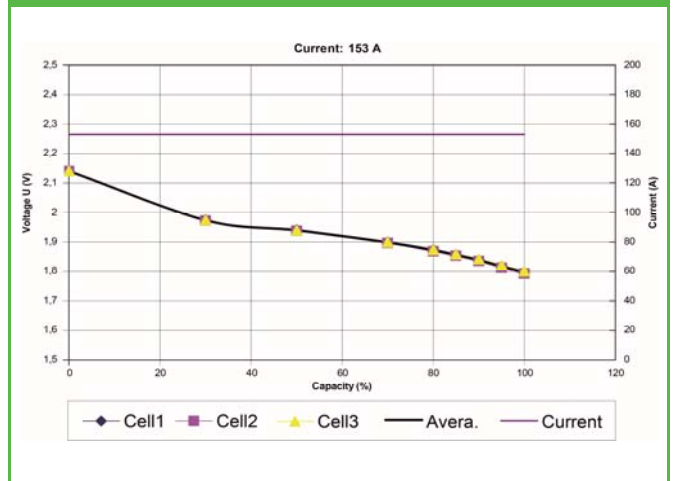
Capacity = f(T)



Service Life vs Temperature



Capacity test C10



ETL SEMKO

