

UP-G65-12



Specification		
Nominal Voltage	12V	
Nominal Capacity (20HR)	65.0AH	
Dimension	Length	325±3mm (12.8 inches)
	Width	167±2mm (6.57 inches)
	Container Height	174±2mm (6.85 inches)
	Total Height (with Terminal)	174±2mm (6.85 inches)
	Approx Weight	Approx 24.0 kg (52.9lbs)
Terminal	T6	
Container Material	ABS	
Rated Capacity	65.0 AH/3.25A	(20hr, 1.80V/cell, 25°C/77°F)
	60.5 AH/6.05A	(10hr, 1.75V/cell, 25°C/77°F)
	52.0 A H/10.4A	(5hr, 1.75V/cell, 25°C/77°F)
	45.3 AH/15.1A	(3hr, 1.75V/cell, 25°C/77°F)
	35.8 AH/35.8A	(1hr, 1.67V/cell, 25°C/77°F)
Max. Discharge Current	650A (5s)	
Internal Resistance	Approx 7.9mΩ	
Operating Temperature Range	Discharge:	-20~55°C (-4~131°F)
	Change :	0~40°C (32~104°F)
	Storage :	-20~50°C (-4~122°F)
Nominal Operating Temperature Range	25±3°C (77±5°F)	
Cycle Use	Initial Charging Current less than 13A.Voltage. 14.4V~15.0V at 25°C (77°F) Temp. Coefficient -30mV/°C	
Standby Use	No limit on Initial Charging Current Voltage. 13.5V~13.8V at 25°C (77°F) Temp. Coefficient -20mV/°C	
Capacity affected by Temperature	40°C (104°F) 103% 25°C (77°F) 100% 0°C (32°F) 86%	
Self Discharge	Batteries may be stored for up to 9 months at 25°C (77°F) and then a freshening charge is required.	

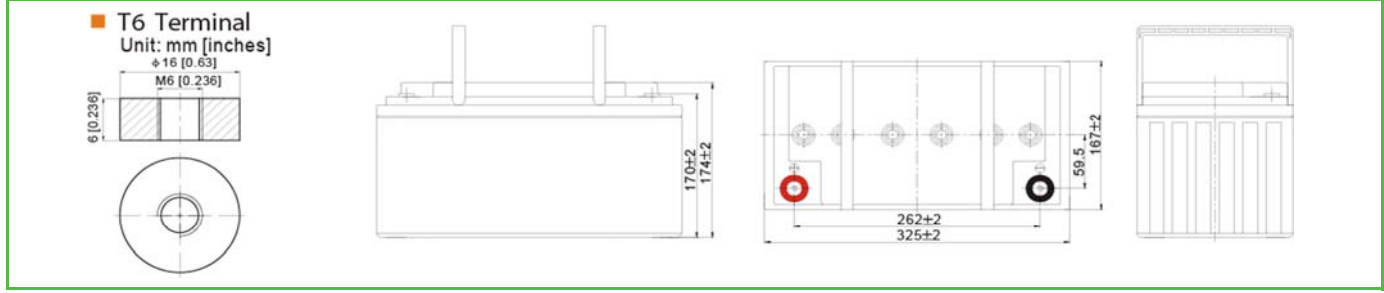
Constant Current Discharge (Amperes) at 25°C (77°F)														
F.V/Time	20min	30min	45min	1h	2h	3h	4h	5h	6h	7h	8h	9h	10h	20h
1.85V/cell	55.0	43.2	32.9	27.6	17.5	13.3	11.0	9.53	8.22	7.28	6.57	6.00	5.67	3.12
1.80V/cell	63.0	48.2	36.3	30.4	18.9	14.3	11.7	10.0	8.63	7.62	6.88	6.31	5.93	3.25
1.75V/cell	70.8	53.0	39.3	32.6	20.1	15.1	12.3	10.4	8.94	7.89	7.10	6.50	6.05	3.32
1.70V/cell	76.2	56.8	41.7	34.5	21.3	15.7	12.7	10.7	9.25	8.15	7.31	6.67	6.19	3.36
1.67V/cell	79.4	59.0	43.2	35.8	21.8	16.2	13.0	10.9	9.40	8.27	7.43	6.76	6.26	3.39
1.60V/cell	86.0	63.2	46.4	38.0	22.7	16.9	13.5	11.3	9.63	8.45	7.56	6.90	6.38	3.44

Constant Power Discharge (Watts/cell) at 25°C (77°F)														
F.V/Time	20min	30min	45min	1h	2h	3h	4h	5h	6h	7h	8h	9h	10h	20h
1.85V/cell	105.3	83.2	63.9	53.7	34.2	26.1	21.7	18.8	16.3	14.5	13.1	12.0	11.3	6.23
1.80V/cell	119.0	92.1	69.9	58.9	36.8	27.9	22.9	19.7	17.0	15.1	13.7	12.5	11.8	6.48
1.75V/cell	132.2	100.3	75.0	62.8	38.9	29.4	23.9	20.4	17.6	15.6	14.1	12.9	12.0	6.60
1.70V/cell	140.9	106.5	79.1	66.0	41.0	30.5	24.7	21.0	18.2	16.1	14.5	13.2	12.3	6.68
1.67V/cell	145.0	109.5	81.3	68.1	41.9	31.3	25.2	21.3	18.4	16.3	14.6	13.4	12.4	6.74
1.60V/cell	155.4	116.1	86.7	71.9	43.4	32.4	26.0	21.9	18.8	16.6	14.9	13.6	12.6	6.82

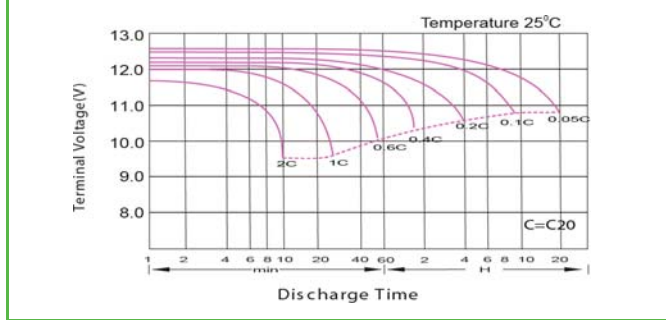


UP-G65-12

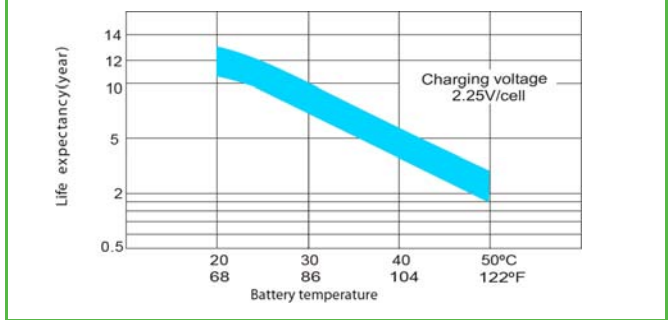
Dimensions



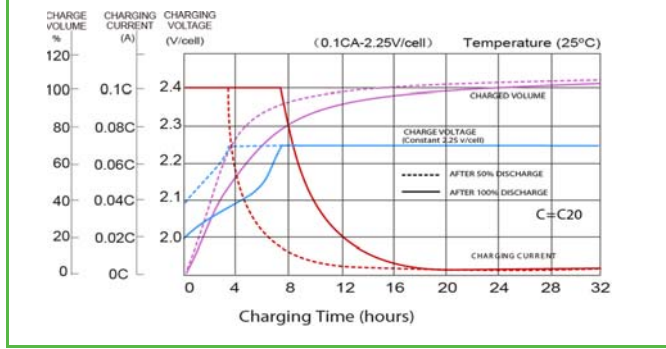
Discharge Characteristics



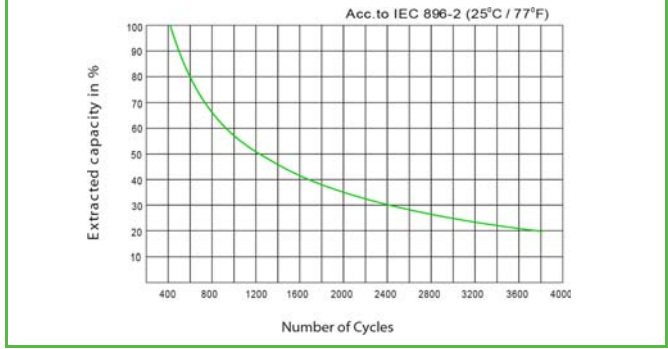
Effect of Temperature on Long Term Float Life



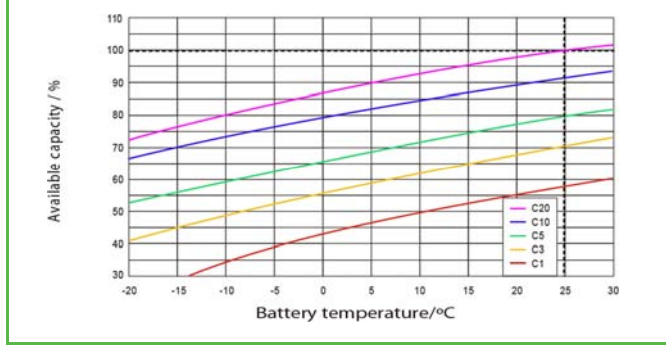
Float Charging Characteristics



Cycle Life in Relation to Depth of Discharge



Temperature Effects in Relation to Battery Capacity



General Relation of Capacity VS. Storage Time

